




CABINET CONSTRUCTION



- A** 3/4" THICK & 1 1/2" WIDE SOLID WOOD FACE FRAME, STAINED TO MATCH THE DOORS AND THE DRAWER FRONTS
- B** BLUMOTION SOFT CLOSE, PREVENTS THE DOOR FROM SLAMING SHUT AND HAS ADJUSTABLE PRESSURE 
- C** 5/8" ADJUSTABLE PLYWOOD SHELVES, STAINED LIGHT HONEY INTERIOR FINISH
- D** 5/8" PLYWOOD END PANELS, STAINED LIGHT HONEY INTERIOR FINISH
- E** NATURAL HONEY MAPLE INTERIOR FINISH
- F** FIVE PIECE SOLID WOOD DOOR, 1/4" MDF INTERIOR PANEL COVERED WITH A VENEER
- G** 5/8" PLYWOOD TOP AND BOTTOM PANELS, STAINED LIGHT HONEY INTERIOR FINISH
- H** 6 WAY ADJUSTABLE FRAMED DOOR HINGE 



- I** 3/4" THICK & 1 1/2" WIDE SOLID WOOD FACE FRAME, STAINED TO MATCH THE DOORS AND THE DRAWER FRONTS
- J** FIVE PIECE SOLID WOOD DRAWER FRONT, 1/4" MDF INTERIOR PANEL COVERED WITH A VENEER
- K** 5/8" SOLID WOOD DOVETAIL DRAWERS, 1/4" BOTTOM PANEL
- L** FULL EXTENSION, SELF CLOSE DRAWER SLIDES, PREVENTS THE DRAWER FROM SLAMING SHUT
- M** BLUMOTION SOFT CLOSE, PREVENTS THE DOOR FROM SLAMING SHUT AND HAS ADJUSTABLE PRESSURE
- N** 5/8" ADJUSTABLE PLYWOOD SHELVES, STAINED LIGHT HONEY INTERIOR FINISH
- O** 5/8" PLYWOOD END PANELS, STAINED LIGHT HONEY INTERIOR FINISH
- P** FIVE PIECE SOLID WOOD DOOR, 1/4" MDF INTERIOR PANEL COVERED WITH A VENEER
- Q** NATURAL HONEY MAPLE INTERIOR FINISH
- R** 5/8" PLYWOOD TOP AND BOTTOM PANELS, STAINED LIGHT HONEY INTERIOR FINISH
- S** 6 WAY ADJUSTABLE FRAMED DOOR HINGE

The logo is contained within a white oval with a black border. The top half of the oval is white, and the bottom half is a gradient of green and black. The text "PRIMO" is in a large, black, serif font, and "REMODELING" is in a smaller, black, sans-serif font below it.

PRIMO
REMODELING

We target price with quality.